

Bulldozer Cutting Edges

MACHINE TYPE

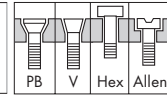
BRAND	
MODEL	
SERIAL #	

CUTTING EDGE

QTY	TYPE	QUALITY	COLOR	THICKNESS
1	250 HB	green	12 15 16 20 25 30 32	
2	450 HB	yellow	35 38 40 45 50 60	
3	500 HB	no paint	OTHER (mm):	

DRILL HOLES

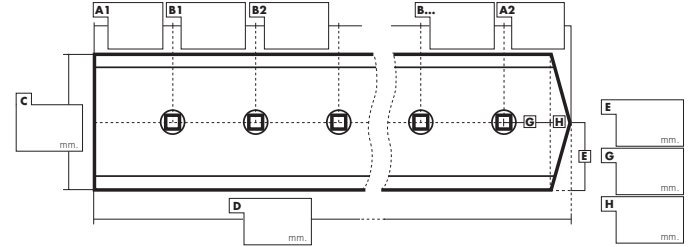
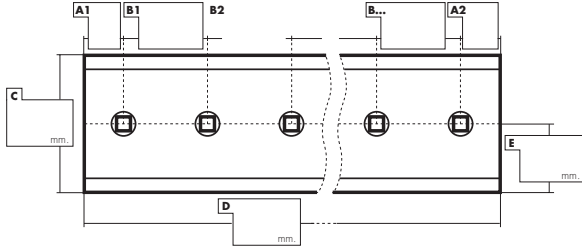
QTY	TYPE	DRILL HOLE DIAMETER
		1/2" 5/8" 3/4" 7/8"
		1" 1-1/8" 1-1/4" 1-3/8"
		OTHER ("):



Use these blank spaces to specify the distance between drilled holes (only when distances are not the same between holes):

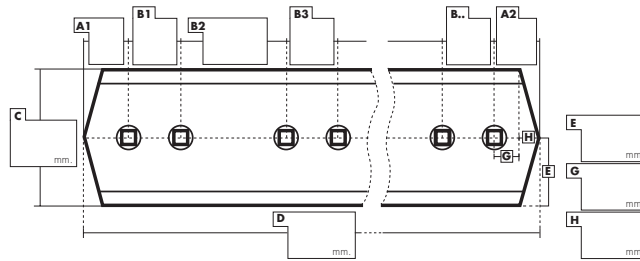
B1	B2	B3	B4	B5	B6	B7	B8	B9	B10	B11	B12	B13	B14	B15	B16
B17	B18	B19	B20	B21	B22	B23	B24	B25	B26	B27	B28	B29	B30	B31	B32

UNIT	
mm	inches



1 CENTRAL

2 TILT



3 LATERAL

Bulldozer End Bits

MACHINE TYPE

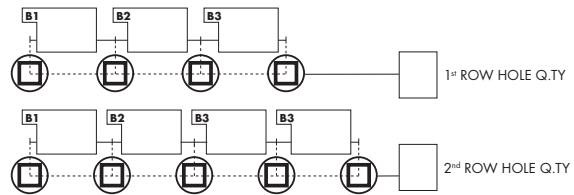
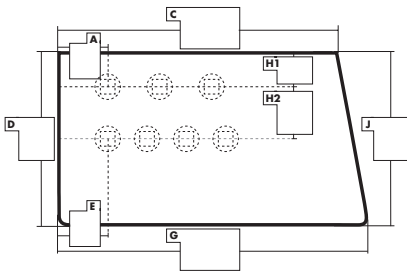
BRAND	
MODEL	
SERIAL #	

END BIT

QTY	TYPE	QUALITY	COLOR	THICKNESS
LH RH	1 2	250 HB	green	12 15 16 20 25 30 32 35 40 45
		450 HB	yellow	50 60 63 75 80 90 100 110 120
		500 HB	no paint	OTHER (mm):

DRILL HOLES

QTY	DRILL HOLE DIAMETER
	1/2" 5/8" 3/4" 7/8"
	1" 1-1/8" 1-1/4" 1-3/8"
	OTHER ("):



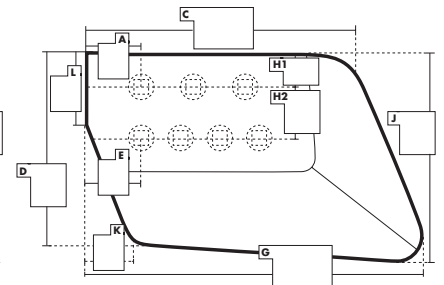
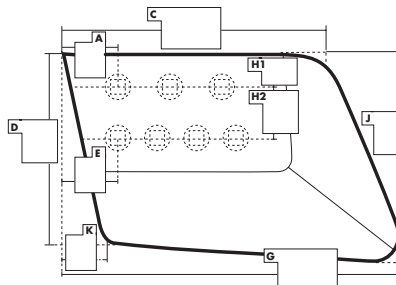
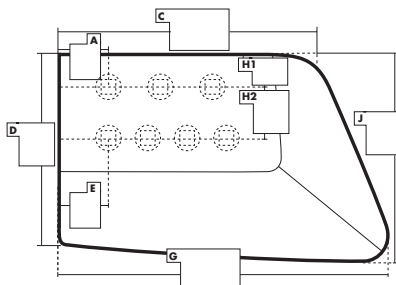
UNIT	
mm	inches

1 FLAT END BIT

END BITS' HOLES

Mark with X:

- HOT CUPPED
- CASTED



TYPE A

TYPE B

TYPE C

2 CURVED END BIT

